

Scaled data based on original data using  
LM-79-08 Approved Method: Electrical and Photometric Measurements of Solid-  
State Lighting Products

Test Report Prepared for  
Cooper Lighting Solutions  
(formerly Eaton)

Brand: McGRAW-EDISON

Report Number: P226495

Luminaire Tested: **ISW-AF-600-LED-E1-T4FT-ULG**

Issue Date: 3/3/2020

**Test Information**

Test Method: LM-79-08  
Report Number: P226495  
TEST IS SCALED FROM IESNA LM-79-08 TEST DATA (P35943)-DOWNLIGHT AND  
Test Lab: INNOVATION CENTER-P3  
Issue Date: 3/3/2020  
Manufacturer: COOPER LIGHTING SOLUTIONS (FORMERLY EATON)  
Product Line: MCGRAW-EDISON  
Catalog Number: ISW-AF-600-LED-E1-T4FT-ULG  
Description: IMPACT ELITE LED WEDGE LUMINAIRE WITH UPLIGHT  
LIGHT SQUARE WITH ACCULED OPTICS-TYPE IV FORWARD THROW, WITH UPLIGHT GLOW  
Light Source: (16) 4000K CCT, 70 CRI LEDs and (1) UPLIGHT LED  
Ballast/Driver: ELECTRONIC DRIVER

**Summary**

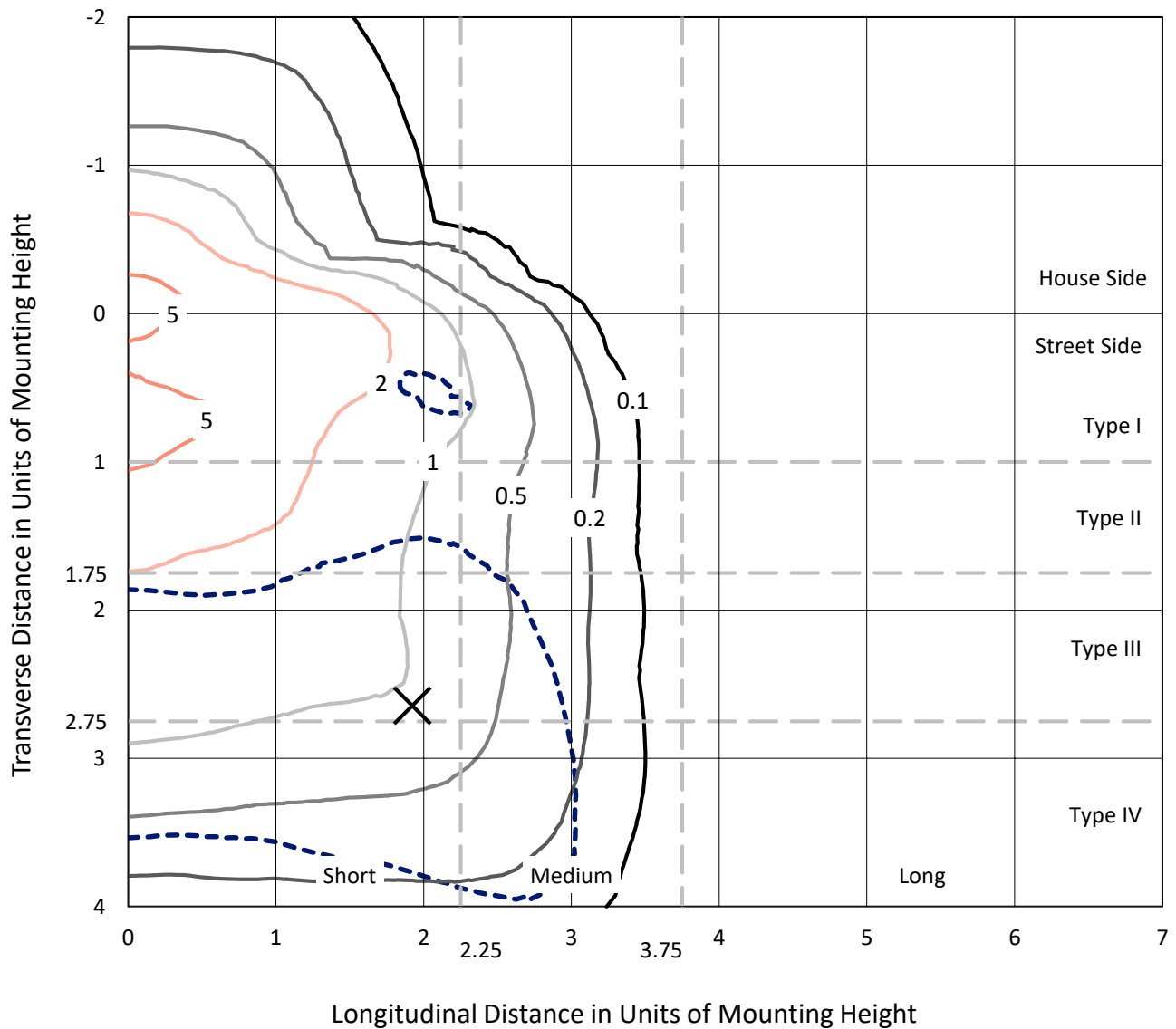
Lumens per Lamp: N/A  
Luminaire Lumens: 6017.3 lumens  
Efficiency: N/A  
Efficacy: 119.4 lumens/watt  
Luminous Opening: Rectangular w/ Sides (W: 0.5' x L: 0.5' x H: 0.54')  
IES Classification: Type IV - Short - Non-Cutoff  
BUG Rating: B1 - U5 - G1  
  
Input Watts (W): 50.4  
Input Voltage (V): 120  
Input Current (Ain): NR  
Voltage Rise (V): NR  
Power Factor: NR  
Total Harmonic Distortion (THDi): NR  
Frequency (hertz): 60  
Stabilization Time: NR  
Operation Time: NR  
Ambient Temperature (°C): NR  
Test Distance: 25 FT



REPORT NUMBER: P226495  
 CATALOG NUMBER: ISW-AF-600-LED-E1-T4FT-ULG

### Iso-Footcandle Lines of Horizontal Illumination

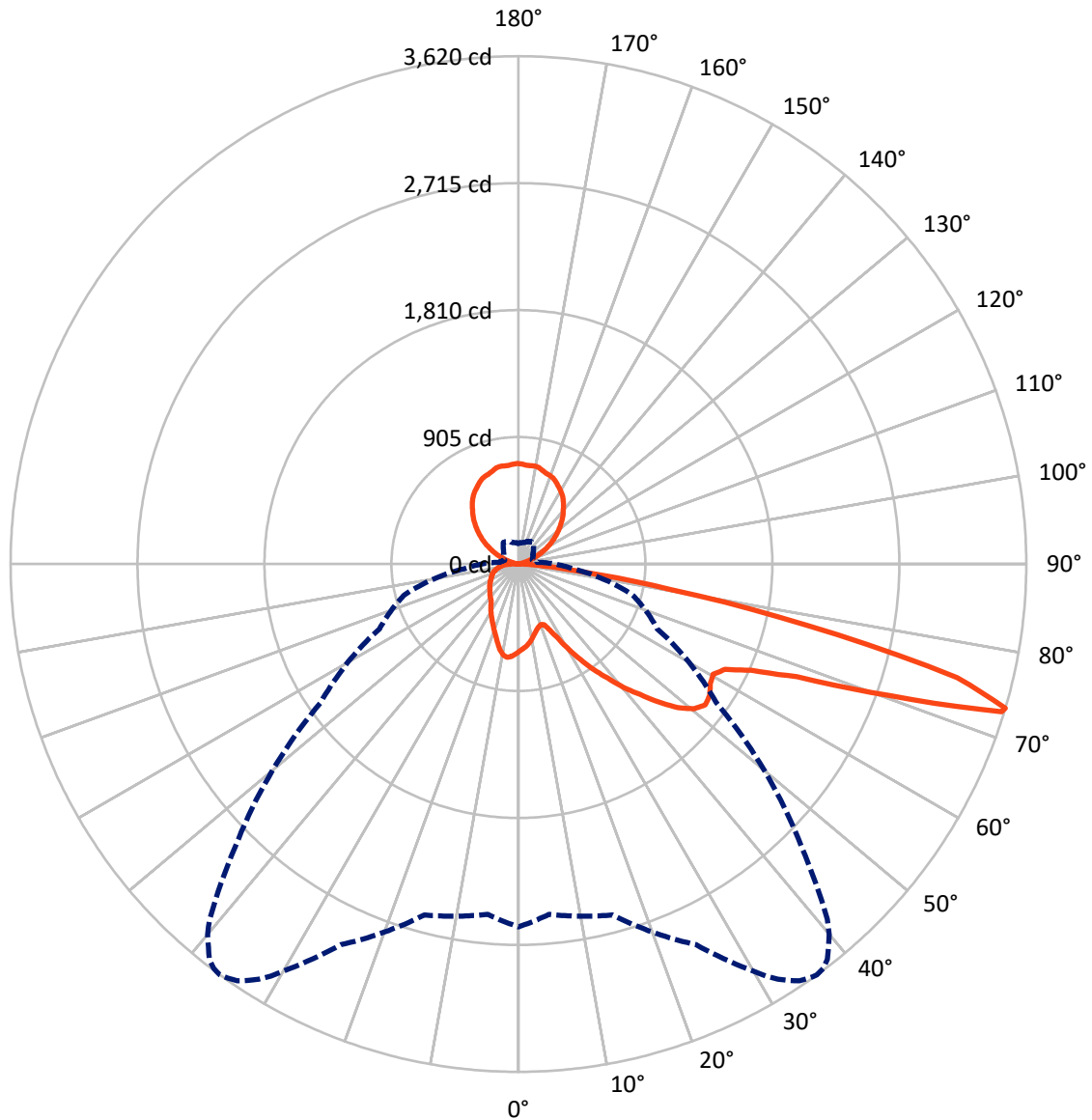
× Max cd  
 - - - 1/2 Max cd



Based on 10 foot mounting height. Maximum calculated value = 6.5 fc  
 Type IV - Short - Non-Cutoff

REPORT NUMBER: P226495  
CATALOG NUMBER: ISW-AF-600-LED-E1-T4FT-ULG

### Luminous Intensity Polar Plot



— Vertical Plane Through 36-Deg Lateral    - - - Horizontal Cone Through 73-Deg Vertical

REPORT NUMBER: P226495

CATALOG NUMBER: ISW-AF-600-LED-E1-T4FT-ULG

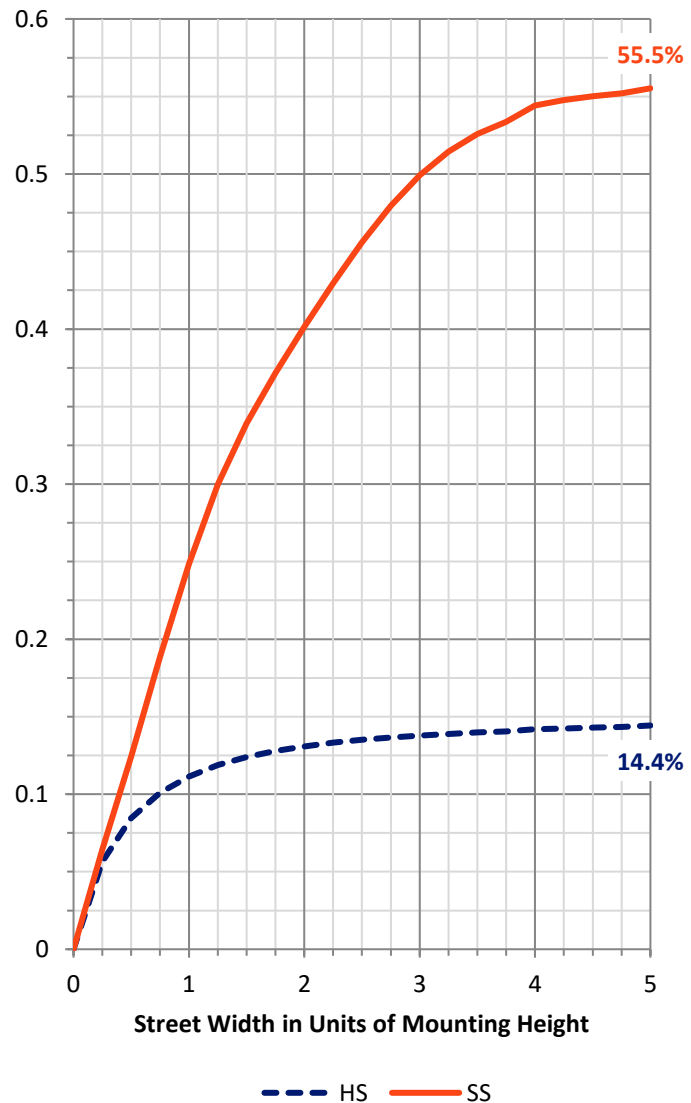
**FLUX DISTRIBUTION:**

		Downward	Upward	Total
<b>House Side</b>	Lumens	894.8	888.5	1783.3
	% Fixture	14.9	14.8	29.6
<b>Street Side</b>	Lumens	3346.2	887.8	4234.1
	% Fixture	55.6	14.8	70.4
<b>Total</b>	Lumens	4241.1	1776.3	6017.3
	% Fixture	70.5	29.5	100.0

**Coefficient of Utilization**

**ZONAL LUMENS:**

Zone	Lumens	% Fixture
0°-10°	58.6	1.0
10°-20°	155.4	2.6
20°-30°	254.6	4.2
30°-40°	421.9	7.0
40°-50°	620.0	10.3
50°-60°	781.8	13.0
60°-70°	1023.7	17.0
70°-80°	828.7	13.8
80°-90°	96.4	1.6
90°-100°	10.8	0.2
100°-110°	58.7	1.0
110°-120°	169.9	2.8
120°-130°	279.4	4.6
130°-140°	344.6	5.7
140°-150°	352.5	5.9
150°-160°	297.0	4.9
160°-170°	195.5	3.2
170°-180°	67.8	1.1
0°-90°	4241.1	70.5
0°-180°	6017.3	100.0



REPORT NUMBER: P226495

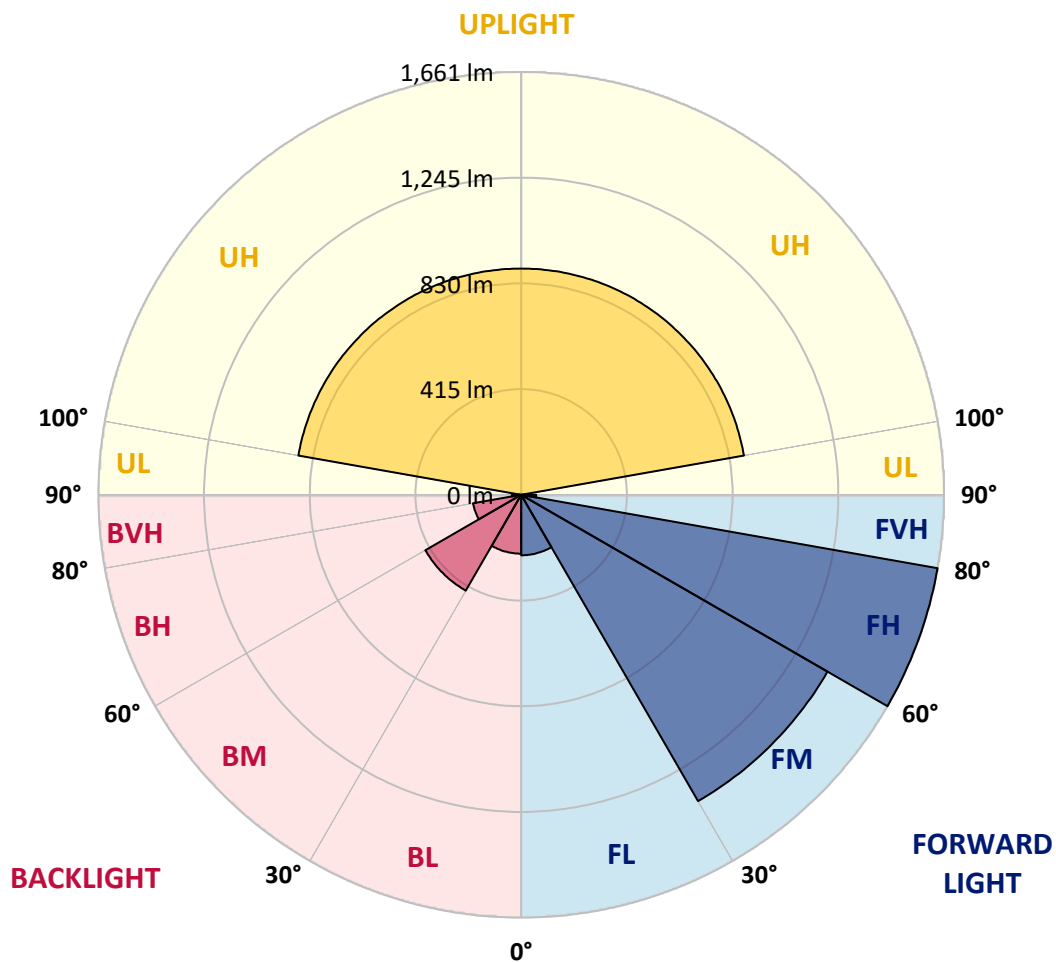
CATALOG NUMBER: ISW-AF-600-LED-E1-T4FT-ULG

**LUMINAIRE CLASSIFICATION SYSTEM LUMEN TABLE AND BUG RATING:**

Zone		Lumens	% Fixture	Zone Rating/Lumen Limit		
				B	U	G
FL	(0°-30°)	237.4	3.9			
FM	(30°-60°)	1389.0	23.1			
FH	(60°-80°)	1660.5	27.6			G1/1800
FVH	(80°-90°)	59.3	1.0			G1/100
BL	(0°-30°)	231.2	3.8	B1/500		
BM	(30°-60°)	434.7	7.2	B1/1000		
BH	(60°-80°)	191.9	3.2	B1/500		G1/500
BVH	(80°-90°)	37.1	0.6			G1/100
UL	(90°-100°)	10.8	0.2		U2/50	
UH	(100°-180°)	888.5	14.8		U4/1000	

**BUG Rating: B1-U5-G1**

Type IV Short





REPORT NUMBER: P226495

CATALOG NUMBER: ISW-AF-600-LED-E1-T4FT-ULG

**CANDELA DISTRIBUTION (FULL):**

	0°	5°	15°	25°	30°	31°	32°	33°	34°	35°	36°
0°	622.9	622.9	622.9	622.9	622.9	622.9	622.9	622.9	622.9	622.9	622.9
2.5°	600.4	601.6	602.8	602.8	602.8	604.7	604.1	604.1	604.7	605.3	605.3
5°	578.0	578.6	582.2	583.4	587.1	586.5	586.5	586.5	588.8	587.1	588.3
7.5°	552.4	553.6	557.3	561.5	564.6	565.2	564.6	563.3	566.4	567.6	566.4
10°	522.0	522.6	527.4	531.1	536.0	535.4	537.3	537.3	538.4	537.8	540.2
12.5°	506.9	505.6	503.2	505.0	506.3	506.3	506.3	508.0	507.4	508.6	510.5
15°	505.0	502.0	489.8	485.6	484.4	484.4	483.8	483.1	485.0	486.7	486.7
17.5°	513.5	507.4	483.8	471.6	469.1	467.9	468.5	467.3	467.3	469.7	469.1
20°	554.8	543.9	496.5	469.7	462.5	462.5	461.9	460.0	460.0	460.6	460.6
22.5°	660.0	646.0	563.3	508.0	482.5	481.9	480.1	478.2	473.4	472.2	469.7
25°	806.4	790.0	648.4	588.8	553.0	551.8	542.7	541.4	529.9	530.5	522.6
27.5°	920.0	909.1	762.1	683.0	649.1	641.7	637.5	626.6	616.8	609.0	599.1
30°	958.9	957.2	876.9	813.1	762.1	753.5	742.0	737.1	723.1	712.2	705.5
32.5°	1020.3	1022.1	988.7	918.2	873.9	865.3	855.6	844.1	834.4	827.1	811.3
35°	1107.9	1108.5	1085.4	1032.5	981.4	969.9	964.4	951.0	941.9	932.8	925.0
37.5°	1168.6	1171.7	1155.2	1114.5	1084.1	1067.8	1067.1	1057.4	1047.1	1039.2	1031.9
40°	1285.2	1268.9	1214.8	1188.7	1163.7	1162.0	1156.4	1151.0	1153.4	1149.2	1157.1
42.5°	1403.2	1382.5	1307.1	1270.1	1254.9	1257.9	1256.1	1256.7	1264.1	1262.2	1270.7
45°	1504.0	1480.3	1408.6	1364.9	1377.1	1380.7	1391.0	1397.1	1394.1	1405.0	1405.0
47.5°	1604.9	1549.7	1464.6	1484.6	1493.1	1521.0	1528.4	1526.5	1536.9	1541.7	1528.4
50°	1533.8	1519.3	1512.5	1573.9	1612.3	1621.4	1631.7	1637.1	1642.0	1635.3	1622.0
52.5°	1383.7	1382.5	1476.7	1626.8	1659.0	1671.2	1680.9	1685.1	1683.4	1679.7	1668.7
55°	1333.3	1323.6	1405.0	1572.1	1621.4	1632.9	1646.8	1655.3	1663.9	1662.7	1654.1
57.5°	1402.0	1394.1	1394.7	1524.1	1572.1	1582.4	1591.6	1601.3	1603.7	1611.7	1612.3
60°	1601.3	1591.0	1507.7	1522.3	1570.9	1582.4	1583.6	1589.2	1589.8	1594.0	1594.6
62.5°	1888.8	1869.9	1742.9	1633.4	1650.5	1656.0	1660.2	1659.0	1656.6	1653.6	1653.6
65°	2203.5	2185.9	2022.5	1894.8	1845.6	1858.9	1837.7	1833.4	1828.5	1828.5	1823.1
67.5°	2577.8	2544.5	2418.1	2274.6	2203.5	2210.2	2219.9	2182.9	2169.5	2170.7	2142.2
70°	2959.5	2924.2	2869.0	2867.1	2903.0	2887.2	2842.2	2901.8	2831.3	2814.2	2808.2
72.5°	2748.7	2706.7	2718.3	3061.6	3383.7	3435.9	3485.8	3531.9	3573.3	3598.2	3601.8
73°	2586.9	2507.4	2590.0	2993.6	3350.9	3428.0	3490.0	3539.2	3583.6	3606.1	3620.1
75°	1292.0	1296.2	1703.4	2469.7	2928.5	2994.8	3091.4	3145.5	3225.7	3267.0	3230.6
77.5°	299.6	310.6	516.0	1172.3	1755.7	1850.4	1927.6	2006.6	2099.6	2134.3	2103.9
80°	105.8	110.6	181.7	445.5	732.8	785.1	851.4	938.3	1024.6	1045.9	1099.4
82.5°	56.0	61.4	96.1	193.2	312.9	342.2	359.2	395.0	425.3	443.7	453.4
85°	32.2	32.8	54.7	107.0	143.4	155.0	165.9	174.4	184.1	177.5	177.5
87.5°	12.8	14.0	27.9	50.4	69.3	77.1	77.1	77.1	76.6	67.4	61.4
90°	7.6	8.8	12.6	18.5	17.3	17.3	16.7	15.4	14.8	15.4	12.4
92.5°	4.1	4.1	5.1	6.1	6.1	6.1	6.1	6.1	6.1	6.1	6.1
95°	5.1	5.1	6.1	7.2	7.2	7.2	7.2	7.2	7.2	7.2	7.2
97.5°	7.2	7.2	8.2	8.2	8.7	8.8	8.9	9.0	9.1	9.2	9.2
100°	8.2	8.2	9.2	10.2	11.3	11.5	11.7	11.9	12.1	12.3	13.2
102.5°	11.3	11.3	13.3	18.4	23.0	23.9	24.9	25.8	26.7	27.6	28.9
105°	21.5	22.5	27.6	36.8	43.0	44.2	45.4	46.6	47.9	49.1	50.6
107.5°	41.9	43.0	50.1	59.3	67.0	68.5	70.1	71.6	73.1	74.7	76.2



REPORT NUMBER: P226495

CATALOG NUMBER: ISW-AF-600-LED-E1-T4FT-ULG

**CANDELA DISTRIBUTION (continued):**

	0°	5°	15°	25°	30°	31°	32°	33°	34°	35°	36°
110°	67.5	69.6	75.7	89.0	96.7	98.2	99.7	101.3	102.8	104.3	105.6
112.5°	101.3	101.3	108.4	123.8	130.4	131.8	133.1	134.4	135.7	137.1	138.0
115°	143.2	142.2	150.4	162.6	167.3	168.2	169.1	170.0	170.9	171.9	172.5
117.5°	188.2	188.2	193.3	201.5	204.1	204.6	205.1	205.6	206.1	206.6	206.9
120°	230.2	228.1	231.2	238.3	240.4	240.8	241.2	241.6	242.0	242.4	243.1
122.5°	269.0	266.0	267.0	273.1	275.2	275.6	276.0	276.4	276.8	277.2	277.8
125°	304.8	300.7	302.8	305.9	308.9	309.5	310.2	310.8	311.4	312.0	312.5
127.5°	337.6	336.6	336.6	340.6	343.7	344.3	344.9	345.6	346.2	346.8	346.9
130°	371.3	369.3	370.3	374.4	376.4	376.9	377.3	377.7	378.1	378.5	378.7
132.5°	405.1	403.0	402.0	410.2	411.7	412.0	412.4	412.7	413.0	413.3	413.4
135°	438.8	435.8	435.8	441.9	443.4	443.8	444.1	444.4	444.7	445.0	445.2
137.5°	470.6	467.5	469.5	470.6	472.6	473.0	473.4	473.8	474.2	474.6	475.1
140°	499.2	496.1	498.2	500.2	501.2	501.5	501.7	501.9	502.1	502.3	502.9
142.5°	529.9	526.8	528.9	529.9	531.4	531.7	532.0	532.3	532.7	533.0	533.4
145°	562.6	558.5	556.5	559.6	561.1	561.4	561.7	562.0	562.3	562.6	562.7
147.5°	588.2	585.1	584.1	587.2	587.2	587.2	587.2	587.2	587.2	587.2	587.3
150°	608.7	605.6	606.6	606.6	606.6	606.6	606.6	606.6	606.6	606.6	606.6
152.5°	625.0	622.0	622.0	623.0	623.5	623.6	623.7	623.8	623.9	624.0	624.0
155°	643.4	639.3	639.3	641.4	642.9	643.2	643.5	643.8	644.2	644.5	644.3
157.5°	660.8	657.8	657.8	658.8	659.8	660.0	660.2	660.4	660.6	660.8	660.7
160°	678.2	675.1	674.1	671.1	670.5	670.4	670.3	670.2	670.1	670.0	670.0
162.5°	688.4	684.4	684.4	680.3	678.2	677.8	677.4	677.0	676.6	676.2	676.4
165°	696.6	693.6	691.5	691.5	690.0	689.7	689.4	689.1	688.8	688.4	688.4
167.5°	705.8	702.8	699.7	701.7	702.8	703.0	703.2	703.4	703.6	703.8	703.5
170°	714.0	711.0	707.9	707.9	708.4	708.5	708.6	708.7	708.8	708.9	708.7
172.5°	715.0	713.0	711.0	708.9	707.4	707.1	706.8	706.4	706.1	705.8	705.8
175°	716.1	714.0	713.0	711.0	708.9	708.5	708.1	707.7	707.3	706.9	706.8
177.5°	723.2	721.2	716.1	715.0	714.0	713.8	713.6	713.4	713.2	713.0	712.8
180°	716.1	716.1	716.1	716.1	716.1	716.1	716.1	716.1	716.1	716.1	716.1





REPORT NUMBER: P226495

CATALOG NUMBER: ISW-AF-600-LED-E1-T4FT-ULG

**CANDELA DISTRIBUTION (continued):**

	37°	38°	39°	40°	41°	45°	55°	65°	75°	85°	90°
0°	622.9	622.9	622.9	622.9	622.9	622.9	622.9	622.9	622.9	622.9	622.9
2.5°	606.5	607.1	605.9	608.3	606.5	606.5	609.5	615.0	619.3	620.4	624.1
5°	589.4	590.0	590.0	590.7	590.0	591.3	596.8	601.6	610.1	614.4	619.8
7.5°	567.6	569.4	568.8	570.0	570.0	571.2	579.7	587.7	596.2	604.1	610.7
10°	541.4	542.7	545.1	543.9	543.9	547.6	556.7	568.2	578.6	590.0	598.0
12.5°	510.5	513.5	512.9	515.4	516.6	518.9	534.2	547.0	559.7	573.1	583.4
15°	486.2	487.9	489.2	489.8	489.8	495.3	510.5	526.3	543.3	559.0	570.0
17.5°	470.4	470.4	471.6	472.2	473.4	477.0	492.9	510.5	529.9	549.3	561.5
20°	461.2	461.2	461.9	462.5	462.5	466.7	481.3	501.3	522.6	547.6	562.1
22.5°	468.5	466.7	466.1	466.1	463.7	463.7	477.6	498.9	525.7	557.9	576.7
25°	518.3	512.9	504.4	502.6	499.5	485.0	483.1	507.4	540.2	580.3	609.0
27.5°	593.1	587.7	582.2	575.5	570.6	543.9	507.4	529.3	568.2	625.3	660.5
30°	691.0	680.1	672.1	664.8	643.5	614.4	557.9	563.3	611.3	687.9	732.2
32.5°	800.4	788.8	776.6	759.6	754.1	706.8	634.4	619.8	666.0	760.9	807.0
35°	906.1	900.6	892.1	885.5	872.7	833.2	734.1	687.9	729.3	846.5	882.4
37.5°	1028.9	1018.6	1019.1	1013.6	1006.4	972.9	837.4	770.0	797.3	928.5	951.0
40°	1149.8	1147.3	1151.0	1141.8	1129.7	1084.7	913.4	830.1	868.4	1007.6	1002.1
42.5°	1264.1	1265.8	1261.6	1251.3	1237.9	1162.5	962.0	881.2	932.2	1076.9	1042.8
45°	1394.7	1387.9	1370.3	1352.1	1335.8	1229.4	988.2	938.3	993.6	1151.6	1084.1
47.5°	1518.1	1491.9	1476.7	1448.8	1416.6	1290.1	1023.4	998.5	1061.6	1222.1	1123.6
50°	1608.6	1584.2	1558.8	1524.7	1490.6	1343.0	1070.2	1066.5	1138.9	1301.1	1177.7
52.5°	1649.9	1627.4	1602.6	1567.9	1533.8	1381.3	1132.7	1132.7	1230.0	1405.6	1252.5
55°	1643.3	1626.8	1604.9	1573.3	1547.2	1402.0	1197.2	1205.6	1344.3	1518.7	1338.7
57.5°	1608.0	1598.9	1586.1	1564.2	1542.9	1417.8	1273.2	1278.6	1497.4	1627.4	1420.2
60°	1595.8	1592.2	1584.9	1572.1	1555.7	1452.4	1354.0	1366.2	1668.7	1727.0	1466.4
62.5°	1649.9	1642.7	1637.1	1624.3	1609.2	1537.5	1455.5	1459.1	1829.8	1739.2	1421.4
65°	1801.8	1788.4	1779.3	1762.3	1745.4	1665.7	1584.9	1545.4	1908.8	1625.6	1268.9
67.5°	2120.3	2098.4	2072.3	2040.1	1993.2	1921.5	1713.1	1557.5	1837.1	1377.1	1000.9
70°	2749.8	2702.4	2642.3	2573.6	2555.9	2347.0	1793.3	1467.6	1527.2	962.0	663.6
72.5°	3595.8	3546.6	3493.1	3436.5	3324.7	2865.3	1758.0	1183.8	949.8	494.7	316.0
73°	3609.8	3576.3	3511.9	3446.2	3355.1	2856.2	1719.8	1091.4	837.4	389.5	258.9
75°	3237.2	3223.8	3160.6	3034.3	2957.0	2412.5	1266.4	632.6	366.4	240.7	168.4
77.5°	2100.8	2086.2	2050.4	2038.2	1896.0	1564.2	567.0	246.1	199.4	159.8	119.1
80°	1119.4	1051.3	1039.2	990.5	886.6	602.2	193.8	150.7	132.5	107.0	83.3
82.5°	454.0	424.8	413.9	374.9	352.5	180.4	97.3	104.5	88.7	63.2	51.0
85°	167.2	153.7	150.1	122.1	107.5	53.5	59.5	73.6	55.3	35.3	25.6
87.5°	57.7	49.8	43.2	33.5	31.0	21.9	32.8	40.1	35.3	21.3	12.2
90°	12.3	11.6	10.8	10.1	10.6	9.6	10.8	14.6	15.2	10.8	9.6
92.5°	6.1	6.1	6.1	6.1	6.1	6.1	7.2	7.2	6.1	6.1	6.1
95°	7.2	7.2	7.2	7.2	7.2	7.2	7.2	8.2	7.2	7.2	7.2
97.5°	9.2	9.2	9.2	9.2	9.2	9.2	12.3	10.2	9.2	8.2	8.2
100°	14.1	15.0	16.0	16.9	17.8	21.5	29.7	26.6	23.5	19.4	19.4
102.5°	30.3	31.6	32.9	34.3	35.6	40.9	51.1	48.1	43.0	39.9	38.9
105°	52.2	53.7	55.2	56.8	58.3	64.4	73.7	71.6	66.5	62.4	62.4
107.5°	77.7	79.3	80.8	82.3	83.9	90.0	97.2	96.2	92.1	89.0	88.0



REPORT NUMBER: P226495

CATALOG NUMBER: ISW-AF-600-LED-E1-T4FT-ULG

**CANDELA DISTRIBUTION (continued):**

	37°	38°	39°	40°	41°	45°	55°	65°	75°	85°	90°
110°	106.8	108.0	109.3	110.5	111.7	116.6	122.8	123.8	121.7	118.7	119.7
112.5°	138.9	139.8	140.8	141.7	142.6	146.3	151.4	153.4	152.4	150.4	150.4
115°	173.1	173.7	174.3	174.9	175.5	178.0	183.1	186.2	183.1	181.1	182.1
117.5°	207.2	207.6	207.9	208.2	208.5	209.7	215.8	219.9	214.8	212.8	213.8
120°	243.7	244.3	244.9	245.5	246.1	248.6	251.6	255.7	250.6	248.6	248.6
122.5°	278.4	279.1	279.7	280.3	280.9	283.4	285.4	289.5	284.4	282.3	283.4
125°	313.0	313.5	314.0	314.6	315.1	317.1	320.2	322.2	317.1	317.1	317.1
127.5°	347.0	347.1	347.2	347.3	347.4	347.8	352.9	353.9	353.9	352.9	355.0
130°	378.9	379.1	379.3	379.5	379.7	380.5	385.7	389.7	389.7	387.7	388.7
132.5°	413.5	413.6	413.7	413.8	413.9	414.3	420.4	425.5	423.5	423.5	424.5
135°	445.4	445.6	445.8	446.0	446.2	447.0	453.2	458.3	457.3	460.3	461.4
137.5°	475.5	475.9	476.3	476.7	477.1	478.7	483.9	485.9	486.9	492.0	493.1
140°	503.5	504.1	504.7	505.3	506.0	508.4	511.5	513.5	515.6	520.7	522.7
142.5°	533.8	534.2	534.6	535.0	535.4	537.0	539.1	545.2	545.2	546.3	548.3
145°	562.8	562.9	563.0	563.1	563.2	563.6	568.8	574.9	573.9	570.8	572.9
147.5°	587.4	587.5	587.6	587.7	587.8	588.2	593.3	598.4	599.4	596.4	598.4
150°	606.6	606.6	606.6	606.6	606.6	606.6	610.7	613.8	616.8	619.9	624.0
152.5°	624.0	624.0	624.0	624.0	624.0	624.0	625.0	628.1	632.2	637.3	642.4
155°	644.0	643.8	643.6	643.4	643.2	642.4	640.4	645.5	650.6	652.6	655.7
157.5°	660.6	660.5	660.4	660.3	660.2	659.8	658.8	662.9	664.9	664.9	670.0
160°	670.0	670.0	670.0	670.0	670.0	670.0	673.1	679.2	676.2	675.1	681.3
162.5°	676.6	676.8	677.0	677.2	677.4	678.2	682.3	686.4	685.4	683.3	689.5
165°	688.4	688.4	688.4	688.4	688.4	688.4	687.4	692.5	695.6	693.6	697.7
167.5°	703.2	702.9	702.6	702.3	701.9	700.7	693.6	699.7	703.8	703.8	709.9
170°	708.5	708.3	708.1	707.9	707.7	706.9	701.7	704.8	709.9	712.0	717.1
172.5°	705.8	705.8	705.8	705.8	705.8	705.8	704.8	707.9	709.9	712.0	717.1
175°	706.7	706.6	706.4	706.3	706.2	705.8	705.8	711.0	712.0	709.9	715.0
177.5°	712.6	712.4	712.2	712.0	711.8	711.0	709.9	715.0	717.1	714.0	718.1
180°	716.1	716.1	716.1	716.1	716.1	716.1	716.1	716.1	716.1	716.1	716.1



REPORT NUMBER: P226495

CATALOG NUMBER: ISW-AF-600-LED-E1-T4FT-ULG

**CANDELA DISTRIBUTION (continued):**

	95°	105°	115°	125°	135°	145°	155°	165°	175°	180°
0°	622.9	622.9	622.9	622.9	622.9	622.9	622.9	622.9	622.9	622.9
2.5°	625.3	627.8	632.6	636.3	639.3	643.5	644.8	647.2	644.2	647.8
5°	622.9	630.1	639.3	647.8	655.7	662.4	665.4	666.0	666.7	669.1
7.5°	616.8	627.8	642.3	653.9	666.0	670.3	672.1	672.7	668.5	670.3
10°	604.7	622.3	640.5	654.5	660.5	657.6	652.6	644.8	641.1	641.1
12.5°	591.3	613.8	635.0	642.9	637.5	625.9	612.5	598.0	592.5	592.5
15°	580.3	609.0	626.6	621.0	605.3	583.4	565.2	549.9	545.1	543.3
17.5°	574.3	606.5	613.2	596.2	569.4	542.1	523.9	511.1	506.9	506.9
20°	579.1	609.0	598.0	566.4	533.0	508.0	492.2	483.8	479.5	481.3
22.5°	599.8	618.1	584.6	537.3	496.5	475.3	467.9	462.5	461.9	463.1
25°	634.4	630.1	573.1	506.9	462.5	447.2	446.6	444.9	444.3	443.7
27.5°	679.4	645.4	559.0	472.8	428.4	421.1	424.8	424.2	423.6	424.2
30°	739.0	658.8	538.4	435.7	396.2	396.2	401.7	399.9	397.4	398.0
32.5°	794.2	668.5	506.9	394.3	370.7	371.9	373.8	368.9	362.8	364.0
35°	841.7	668.5	464.3	357.3	344.5	344.5	345.8	341.6	336.7	334.8
37.5°	881.2	655.1	410.8	329.4	323.3	323.3	328.2	323.9	314.8	312.9
40°	904.9	625.9	361.6	308.7	312.9	313.5	306.9	299.6	291.1	289.3
42.5°	920.0	583.4	322.6	294.1	306.3	301.5	285.6	274.0	273.4	275.9
45°	933.4	535.4	291.7	279.6	299.0	288.7	267.4	256.5	260.1	262.5
47.5°	946.8	487.3	266.8	263.1	285.6	278.3	255.8	243.7	241.8	245.5
50°	978.4	420.5	238.2	243.7	269.2	266.8	245.5	231.5	220.0	219.4
52.5°	1020.9	331.2	213.9	226.7	256.5	260.1	233.9	220.5	204.8	202.3
55°	1068.4	254.0	193.8	213.3	244.3	250.4	229.8	209.7	192.6	190.2
57.5°	1082.3	200.5	175.0	194.5	227.9	241.2	223.0	196.9	184.1	181.7
60°	1034.3	166.5	159.2	178.7	211.4	232.1	212.7	187.2	175.6	173.8
62.5°	887.8	147.1	150.7	168.4	199.4	223.6	204.8	179.8	170.7	169.5
65°	677.6	133.7	143.4	159.8	188.4	215.7	199.4	176.9	169.5	168.4
67.5°	425.3	124.0	136.2	150.7	177.5	207.2	195.1	173.2	167.8	165.9
70°	235.8	113.6	126.4	140.3	166.5	199.4	189.6	167.8	167.2	163.5
72.5°	143.4	102.7	116.1	129.4	154.4	189.6	179.8	161.0	155.0	147.7
73°	136.8	101.5	113.6	127.1	151.3	187.2	178.1	158.7	152.5	145.3
75°	110.6	91.1	103.9	115.5	140.3	177.5	167.8	150.1	140.3	134.9
77.5°	81.4	77.7	89.9	100.9	126.4	164.1	153.1	137.4	125.8	122.8
80°	60.1	64.4	76.0	85.7	111.2	150.7	138.0	122.8	115.5	111.8
82.5°	40.7	49.8	60.8	68.6	98.4	136.2	122.1	107.5	112.4	93.6
85°	23.7	34.7	43.8	53.5	79.0	121.5	106.4	91.8	80.2	72.3
87.5°	15.8	19.4	26.7	36.4	57.1	95.4	84.5	71.7	52.3	52.3
90°	9.0	11.7	12.9	11.5	15.0	48.9	36.1	40.6	11.2	10.5
92.5°	6.1	6.1	7.2	7.2	6.1	6.1	6.1	5.1	4.1	4.1
95°	7.2	7.2	8.2	7.2	7.2	7.2	7.2	6.1	5.1	5.1
97.5°	8.2	9.2	10.2	12.3	9.2	9.2	8.2	8.2	7.2	7.2
100°	19.4	23.5	26.6	29.7	21.5	12.3	10.2	9.2	8.2	8.2
102.5°	39.9	43.0	48.1	51.1	40.9	27.6	18.4	13.3	11.3	11.3
105°	62.4	66.5	71.6	73.7	64.4	49.1	36.8	27.6	22.5	21.5
107.5°	89.0	92.1	96.2	97.2	90.0	74.7	59.3	50.1	43.0	41.9



REPORT NUMBER: P226495

CATALOG NUMBER: ISW-AF-600-LED-E1-T4FT-ULG

**CANDELA DISTRIBUTION (continued):**

	95°	105°	115°	125°	135°	145°	155°	165°	175°	180°
110°	118.7	121.7	123.8	122.8	116.6	104.3	89.0	75.7	69.6	67.5
112.5°	150.4	152.4	153.4	151.4	146.3	137.1	123.8	108.4	101.3	101.3
115°	181.1	183.1	186.2	183.1	178.0	171.9	162.6	150.4	142.2	143.2
117.5°	212.8	214.8	219.9	215.8	209.7	206.6	201.5	193.3	188.2	188.2
120°	248.6	250.6	255.7	251.6	248.6	242.4	238.3	231.2	228.1	230.2
122.5°	282.3	284.4	289.5	285.4	283.4	277.2	273.1	267.0	266.0	269.0
125°	317.1	317.1	322.2	320.2	317.1	312.0	305.9	302.8	300.7	304.8
127.5°	352.9	353.9	353.9	352.9	347.8	346.8	340.6	336.6	336.6	337.6
130°	387.7	389.7	389.7	385.7	380.5	378.5	374.4	370.3	369.3	371.3
132.5°	423.5	423.5	425.5	420.4	414.3	413.3	410.2	402.0	403.0	405.1
135°	460.3	457.3	458.3	453.2	447.0	445.0	441.9	435.8	435.8	438.8
137.5°	492.0	486.9	485.9	483.9	478.7	474.6	470.6	469.5	467.5	470.6
140°	520.7	515.6	513.5	511.5	508.4	502.3	500.2	498.2	496.1	499.2
142.5°	546.3	545.2	545.2	539.1	537.0	533.0	529.9	528.9	526.8	529.9
145°	570.8	573.9	574.9	568.8	563.6	562.6	559.6	556.5	558.5	562.6
147.5°	596.4	599.4	598.4	593.3	588.2	587.2	587.2	584.1	585.1	588.2
150°	619.9	616.8	613.8	610.7	606.6	606.6	606.6	606.6	605.6	608.7
152.5°	637.3	632.2	628.1	625.0	624.0	624.0	623.0	622.0	622.0	625.0
155°	652.6	650.6	645.5	640.4	642.4	644.5	641.4	639.3	639.3	643.4
157.5°	664.9	664.9	662.9	658.8	659.8	660.8	658.8	657.8	657.8	660.8
160°	675.1	676.2	679.2	673.1	670.0	670.0	671.1	674.1	675.1	678.2
162.5°	683.3	685.4	686.4	682.3	678.2	676.2	680.3	684.4	684.4	688.4
165°	693.6	695.6	692.5	687.4	688.4	688.4	691.5	691.5	693.6	696.6
167.5°	703.8	703.8	699.7	693.6	700.7	703.8	701.7	699.7	702.8	705.8
170°	712.0	709.9	704.8	701.7	706.9	708.9	707.9	707.9	711.0	714.0
172.5°	712.0	709.9	707.9	704.8	705.8	705.8	708.9	711.0	713.0	715.0
175°	709.9	712.0	711.0	705.8	705.8	706.9	711.0	713.0	714.0	716.1
177.5°	714.0	717.1	715.0	709.9	711.0	713.0	715.0	716.1	721.2	723.2
180°	716.1	716.1	716.1	716.1	716.1	716.1	716.1	716.1	716.1	716.1

(END OF REPORT)